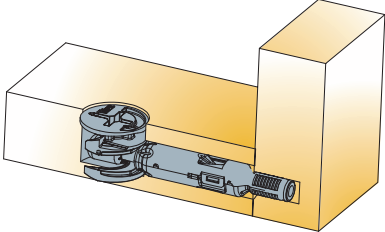

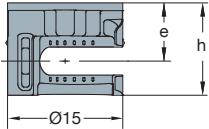
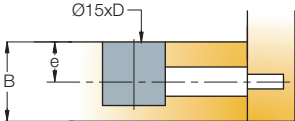


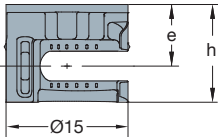
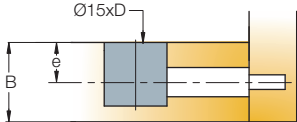



System 5

Cams and Dowels

Ø15mm Cam5000

- Improved central shape for highly resistant joint
- Suitable for use with all Titus dowels
- 'Klix' locking feature provides a strong, vibration proof joint
- Cam retaining pips ensure that cam is held in panel position prior to assembly

<div>  <div>Technical and mounting details</div> </div>		B	D	e	h	Item number	Zinc
		Panel thickness	Drilling depth	Drilling for dowel	Cam height		
<div> <div>Cam5000 cross drive</div> <div>    </div> </div> <div> <div> <div>1000 Pcs</div> <div>Made of zinc</div> </div> <div> <div>PZ2 drive</div> <div></div> </div> </div>		12/13	10.5	6 min	9.9	09695 →	885
		15/16	12.5	7.5-8	11.9	09690 →	885
<div> <div>Cam5000 hexagonal drive</div> <div>    </div> </div> <div> <div> <div>1000 Pcs</div> <div>Made of zinc</div> </div> <div> <div>combined drive with HEX</div> <div></div> </div> </div>		15/16	12.5	7.5-8	11.9	09699 →	885
		18/19	14	9-9.5	13.2	09692 →	885
		<div>Use standard cover caps with pin=Ø4mm</div> <div>Black available upon request</div>					